



# St. Patrick's Catholic School Profile



Updated December 11, 2013

# Profile Information

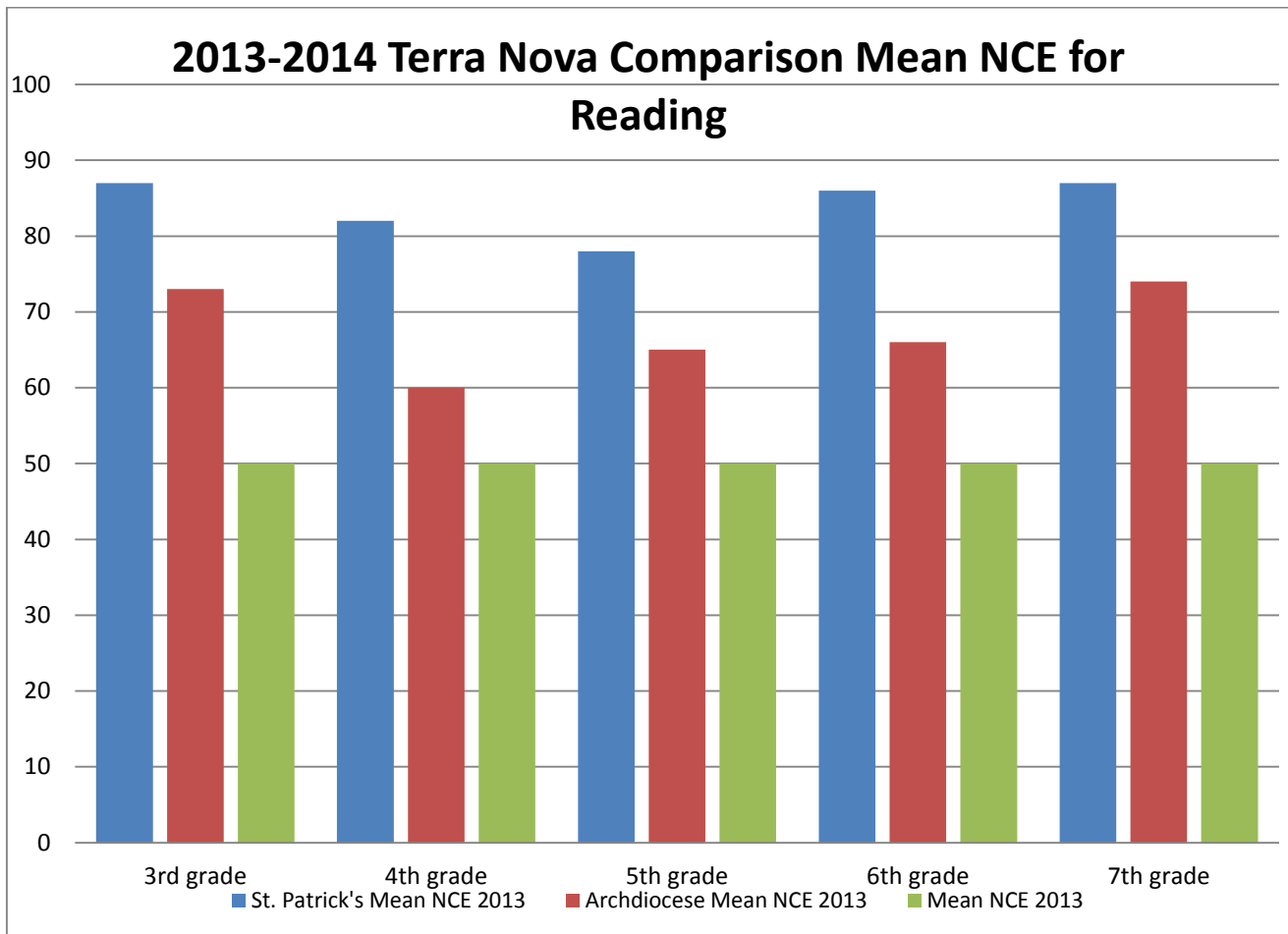
## School Information

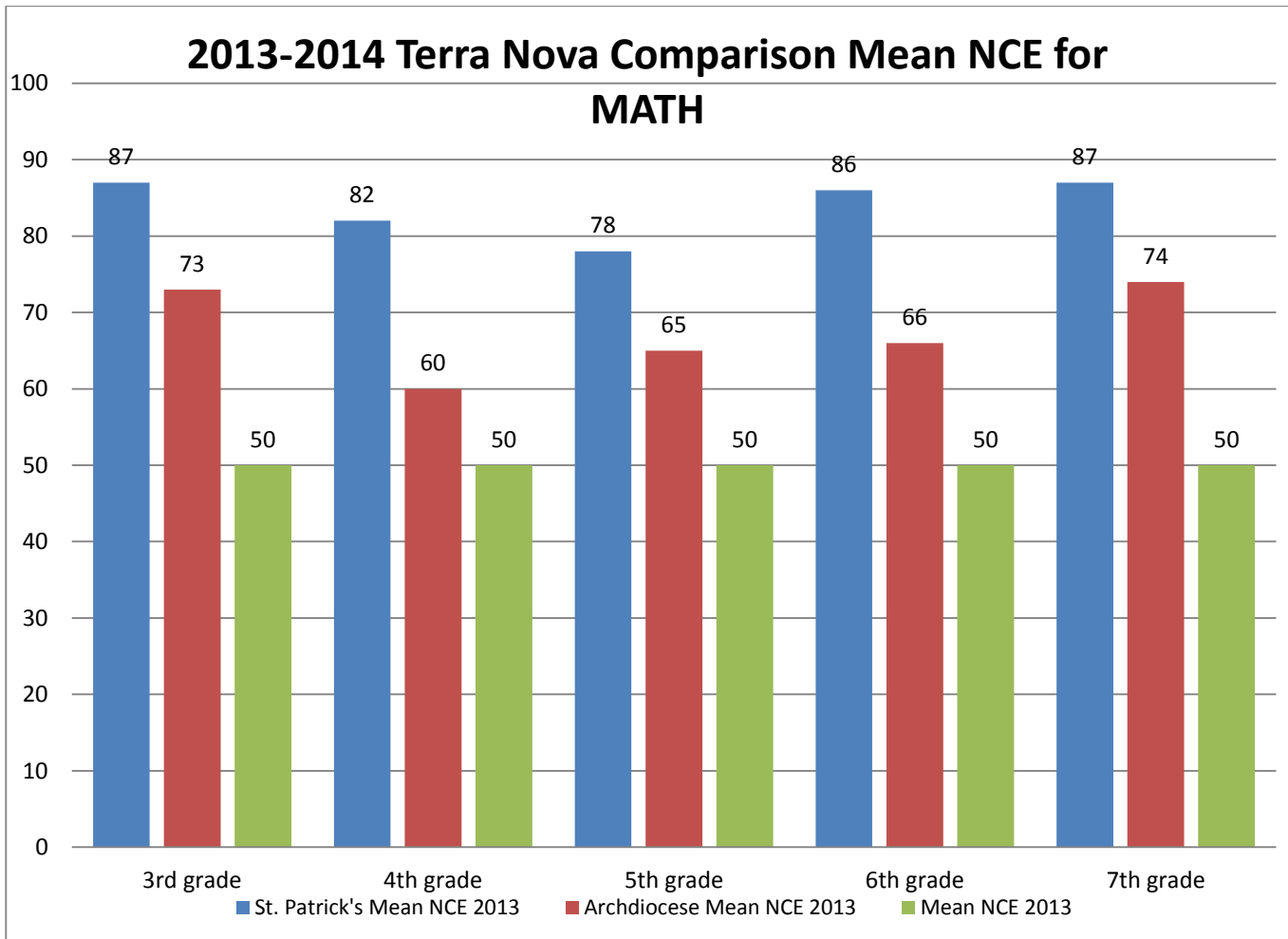
Mission Statement: “To Teach as Jesus Did” by challenging all students to become their very best spiritually, behaviorally, and academically.

St. Patrick’s was awarded AdvancEd Accreditation 2009. We were rated ‘highly functional’ in 5 of the 7 standards, and ‘functional’ in the remaining two.

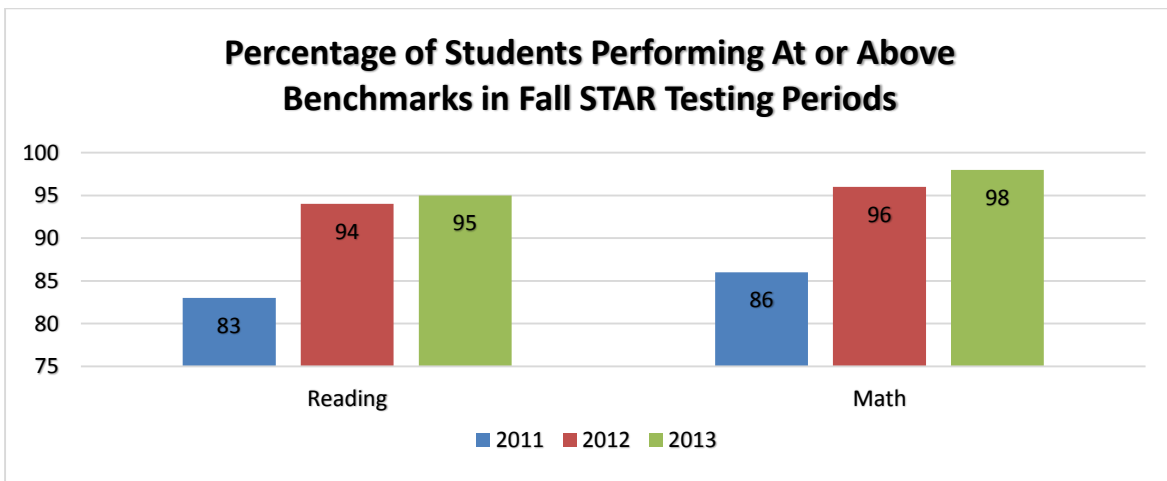
## I. Student Achievement- Student Performance Data

### Norm Referenced Test Results—Terra Nova 3 (Normal Curve Equivalent Reported)

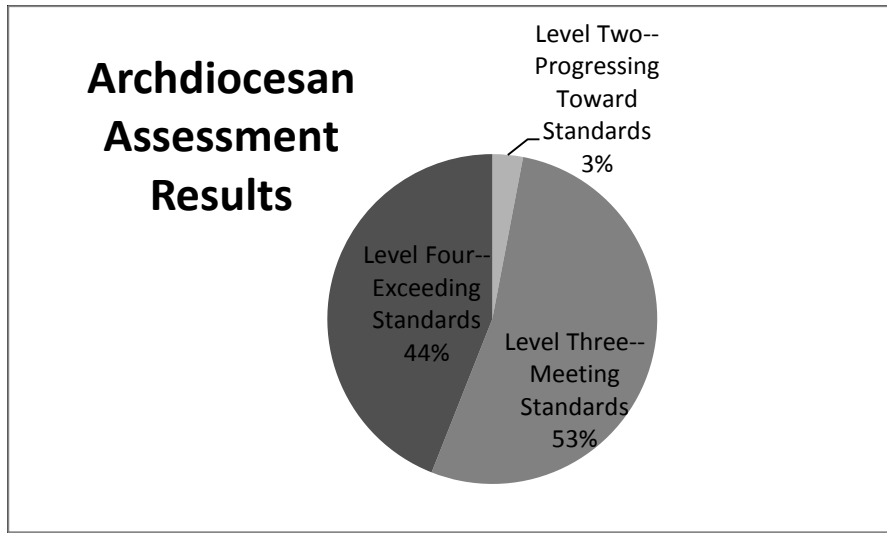




**Norm Referenced Test Results—STARS (Normal Curve Equivalent Reported) St. Patrick’s Catholic School** has seen a continuous rise in the number of students performing at or above the national benchmarks set by the Renaissance Place STAR Testing program. It is important to note that this progression also reveals a decrease in the number of students in our school in the lower percentile brackets. Students in those brackets required and received immediate intervention through our Resource/TEAM department and have thus been graduating into the “at or above” benchmark placement. For example, In Fall 2011, 14% of students at St. Patrick’s tested below the benchmark for Math, that percentage dropped to 4% in the Fall of 2012 and to 2% in the Fall of 2013.



## 2010 Criterion Referenced Test Results



### Portfolio Summative Data

Working files created/updated for all students in kindergarten through 8<sup>th</sup> grades. Math Fact progress, Language Arts performance data, writing samples, and modifications and adaptations are housed in this folder.

**2012 National Spanish Exam** – There were 44 St. Patrick’s students who took the National Spanish Exam in the spring of 2012. They were all in the 7<sup>th</sup> or 8<sup>th</sup> grade.

Bronze (75%-84% Percentile) — Seven Students

Silver (85%-94% Percentile) — Two Students (Place in 3<sup>rd</sup> and 4<sup>th</sup> place in Nebraska)

Honorable Mentions at the National level (53 Percentile or above) – Fifteen students

## II. Demographics

**Current Enrollment:** 771 (Fall 2013)

Grade	# of Males	# of Females	Grade Total			# of Males	# of Females	Grade Total
PreK	61	41	102		<b>6</b>	30	27	57
K	35	18	53		<b>7</b>	42	31	73
1	36	52	88		<b>8</b>	35	28	63
2	40	36	76		<b>9</b>	0	0	0
3	42	45	87		<b>10</b>	0	0	0
4	45	42	87		<b>11</b>	0	0	0
5	49	36	85		<b>12</b>	0	0	0
<b>Total in Applying School:</b>								771

	<u>Full Time</u>	<u>Part-Time</u>
<b>Administrator(s)</b>	<b>1</b>	<b>1</b>
<b>Classroom Teacher(s)</b>	<b>30</b>	<b>0</b>
<b>Resource Teachers/Specialists</b>	<b>5</b>	<b>9</b>
<b>Paraprofessionals</b>	<b>0</b>	<b>22</b>
<b>Support Staff</b>	<b>6</b>	<b>12</b>
<b>Total Number</b>	<b>42</b>	<b>44</b>

	<b>Non-Catholic</b>	<b>Catholic</b>
American Indian/Native American:	<b>0</b>	<b>0</b>
Asian:	<b>3</b>	<b>17</b>
Black:	<b>1</b>	<b>1</b>
Hispanic:	<b>2</b>	<b>10</b>
Non Hispanic:	<b>35</b>	<b>724</b>
Hawaiian/Pacific Islander:	<b>0</b>	<b>0</b>
White:	<b>30</b>	<b>694</b>
Multi-Racial:	<b>3</b>	<b>22</b>

### **Teaching Staff Demographics**

40 total teaching staff

18 hold Master's Degrees, 17 taking graduate level classes.

Average teaching experience—8.2 years

Average salary--\$32,080

**Resident Public School Districts Represented by students currently attending St. Patrick's School in 203-2014: 12**

### **Free and Reduced Lunch Information 2013-2014**

Free Lunch— 2 students

Reduced Lunch - 2 students

### **Suspension and Expulsion Data 2012-2013**

Suspension—0 students

Expulsion—1 students

### **III. Program Data**

#### **Differentiated Instruction**

**Classroom Modifications:** Reading groups, spelling/vocabulary lists modified, math groups.

**Math Acceleration:** Offered in grades 4-8, Geometry is offered on campus to select middle school students, Mount Michael, Creighton Prep and Metro Community College utilized as needed.

## 2013-2014 Alternative Program Data- TEAM

<u>2</u> Autism	<u>0</u> Orthopedic Impairment
<u>0</u> Deafness	<u>19</u> Other Health Impaired
<u>0</u> Deaf-Blindness	<u>1</u> Specific Learning Disability
<u>0</u> Emotional Disturbance	<u>20</u> Speech or Language Impairment
<u>2</u> Hearing Impairment	<u>0</u> Traumatic Brain Injury
<u>0</u> Mental Retardation	<u>0</u> Visual Impairment Including Blindness
<u>0</u> Multiple Disabilities	<u>0</u> Developmentally Delayed

## 2012-2013 Counseling/Guidance (.8 Counselor on Staff)

Hours per week in classroom guidance	8
Hours per week in individual classrooms as requested	3
Hours per week 1 on 1 counseling	7
Hours per week in group work	1.5

## Academic Competitions/Showcases

**2013 Archdiocesan Academic Decathlon**—5<sup>th</sup> grade team placed second; 6<sup>th</sup> grade placed first; 7<sup>th</sup> grade team placed third, and the 8<sup>th</sup> grade team placed first held at St. Vincent de Paul School.

**Robotics** - In 2012-2013, St. Patrick's again qualified all four teams for US Nationals and Worlds competitions. Two St. Pat's teams won the regional league championship, two won Nebraska State Championship, the two others won the US National Championship, and the JackBOTS won their first nine matches in the World Competition only to get beat in the 10th and final round when their scheduled partner team failed to show up to the match. In a one-on-two competition, the JackBOTS still scored more than half their opponent partnership. A total of seven tournament Championships were won, with multiple Drivers and Programmers Championship and Build, Amaze, and Excellence Awards.

This year so far, 2013-2014, St. Pat's teams have won each of the tournaments that have entered and secured top Driver's and Programming Challenges with a Build Award. St. Pat's is very proud of our World Class Robotics Program.

**Chess Club**—St. Patrick's Chess Club started off the 2012-2013 school year by participating in one of the largest city-wide tournaments held at Central High School in November. 276 students from 70 schools participated in the tournament, with St. Patrick's entering 10 students who placed in the top three and won the second place elementary division team trophy.

In January St Patrick's held its annual chess tournament with 160 students from 39 schools participating. 27 students from St. Patrick's placed in the top 3 and won the first place team trophy. In February, the State Scholastic Team Championship was held at Boys Town with St. Patrick's sending three teams. The kindergarten – 3<sup>rd</sup> grade team finished second and the two

kindergarten – 6<sup>th</sup> grade teams finished second and third. The year finished with tournaments at St. Mary's in Bellevue, Brownell -Talbot, and the Cornhusker State Games in the summer.

**Other Academic Competitions/Showcases:** Math Counts, Science Fair, Future Problem Solving, Spelling Bee, Geography Bee, Young Authors, Academic Club, Academic Math Contest.

**Extra-and Co-curricular Participation**—Chess Club, Swing Choir, Math Club, Walking Club, Journalism Club, Robotics Club, Art Club, Musical and Spanish exploratory classes, Boy Scouts, Girl Scouts

**Athletics**—CYSL soccer, micro soccer, flag football, basketball, volleyball, tackle football, track and field, cheerleading

### **Professional Development Staff Data**

**2012-2013—Over 50 hours of professional in-service completed**

Topics include: Mentoring, Math Instruction, Foundations of Faith, Safe Environment, Catholic Faith Identity, DWP, Special Needs, Bible Study, Technology, and Assessment.

### **School Goals**

In the fall of 2009, St. Patrick's identified Math and Catholic Faith Identity as goal areas. During the 2012-2013 school year, staff researched best practices, action plans were established, and implementation strategies were employed for both goal areas. The action plans are available for review at: <http://www.stpatselkhorn.org/school/SIPpage.cfm>

## **IV. Perceptions**

### **Parent/Parishioner/Graduate Surveys**

**Complete information available at:** <http://school.stpatselkhorn.org/Home/Accreditation.aspx>.

In February, 2011, St. Patrick's conducted a survey of our stakeholders. Surveys were sent to parents, staff, parishioners, current 6-8th grade students, and graduates. Approximately 500 surveys were returned.

The survey results were overwhelmingly positive. Our stakeholders recognized that we have a quality, teaching staff, who challenge our students to be their very best in a loving, Christian environment.

After analyzing the comments received, St. Patrick's has identified the following opportunities for growth:

\*Focus on consistent behavioral expectations for all students. This focus will also include policy enforcement (dress code, etc).

\*For staff to embrace the idea that as staff members at St. Patrick's, we always represent our parish and school and that our behaviors, in all environments, should embody our Christian mission.

\*Establish opportunities for our students to develop diverse relationships among peers during class and lunch, especially at the Middle School level.

\*Efficiently identify our students with academic needs to ensure that they receive the appropriate support to meet their individual needs.

\*St. Patrick's Administration provides support, guidance, and follow-through for all staff in their efforts to increase consistency in expectations and policy enforcement and work to respond to all concerns more rapidly to ensure all stakeholders feel validated.

### **Parent/Community Volunteerism in the School**

2012-2013 Home and School (87% of school families participate)

6200 volunteer hours and nearly \$27,000 raised to support the learning environment

### **2012-2013 Athletic Committee**

103 Volunteer coaches providing 2,584 hours of service to the children of St. Patrick's.

Athletic Committee-16 members providing 442 hours of service

3 X 3 fundraising tournament - 70 volunteers providing 536 hours